



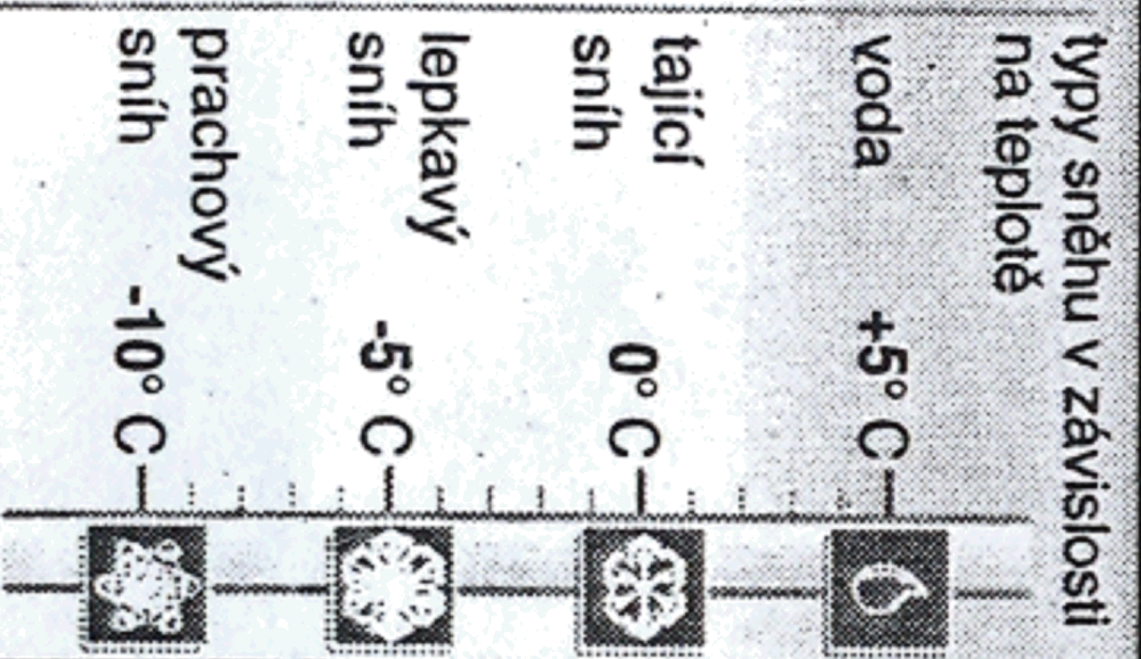


JAK SNÍH ZATĚŽUJE STŘECHY

prachový sníh	lepkavý sníh	odpovídá sloupci vody o výšce	
 <p>1 m³ váží 60 kg</p>	 <p>1 m³ váží 200 kg</p>	 <p>... 6 cm výšky</p>	 <p>... 20 cm výšky</p>



Zdroj: ki-smile, FH-Potsdam

REUTERS